

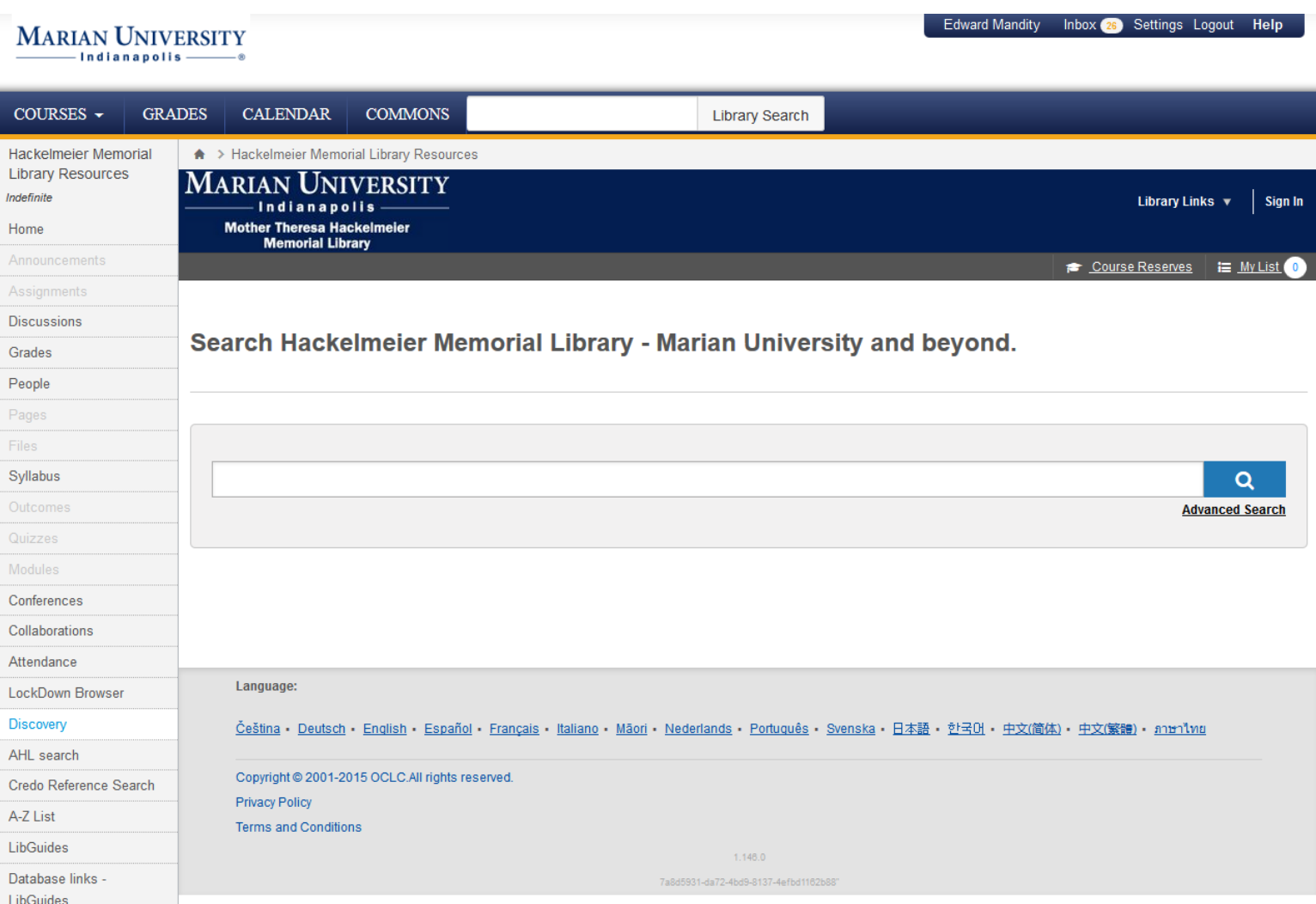
Leveraging LMS Integration with LibGuides

Edward Mandity, Chris Bishop
Mother Theresa Hackelmeier Memorial Library, Marian University Indianapolis

Introduction

In Spring 2015 library staff decided to experiment with integrating library content within its LMS, Canvas by Instructure. As faculty migrate their content to the platform, having library content discoverable is a convenient way to encourage library experimentation and LMS buy-in.

The purpose was to better streamline access to library content, specifically our new discovery layer, directly to students in their online learning space. The initial obstacles concerned just how to embed active content directly within Canvas, with the solution being to use an intermediary widget functionality located within Springshare's LibGuides platform.



Background

- Getting faculty to adopt widespread use of library items within Canvas involves the use of LibGuides.
- After experimenting with basic integrative functionality, consultations with a few key users of specific guides proved useful in demonstrating practicality and usefulness to the campus as a whole.
- Faculty buy-in comes mainly from selected faculty in Health Sciences (Nursing) and Liberal Arts Departments (English).
- Library staff would undertake responsibility for adding content within LibGuides and Canvas.
- All that was required of the faculty member was to add library staff as course contributor to the Canvas workspace.
- As far as extent of content added, much of the addition to the LMS involved adding entire guides rather than focused content boxes within certain guides.

Workflow

LibGuide content is best displayed within Canvas in two stages. Content is first prepared via its *widgets tool* function. The scope of content for import can vary greatly, but entire guides, guide pages, or even content boxes are configurable for display.

Configuration involves selecting the desired content for creation, specifically generating a URL *Embed Type* from the widget tool.

After creation of this URL, stage two the process involves installing the *Redirect Tool* App from within Canvas. Once installed within a course, the app adds navigational items to a course via the URL generated within LibGuides.

After the app is created, the final step is to simply refresh the page for the navigational item to be displayed. Canvas editors can then modify page settings to adjust where the item can be displayed on the navigational page.



Box Selection

Guide

The Unleavened Bread Cafe Project

Box

Journal of Poetry Therapy - Recent Articles

Look & Feel

Output Format

Simple - HTML code is generated via JavaScript or direct URL

Embed Type

JavaScript Code

URL

Framed - JavaScript creates embedded <iframe> with header and scrollable content

Above is a search box added to the common horizontal navigation for all Canvas users. A serendipitous discovery.

To the left is the widget creation for a specific Guide and box within LibGuides

Below is the embed code and preview display for insertion into Canvas.

Embed Code

//api libapps.com/widgets.php?site_id=589&widget_type=8&output_format=1&widget_embed_type=2&guide_id=516206&box_id=5494337&map_id=763782&content_url=0&config_id=144405733086

HTML code / URL to use in your site. Click to select all.

Preview

Journal of Poetry Therapy - Recent Articles

Healing traditions in Black women's writing: Resources for poetry therapy

Volume 28, Issue 3, September 2015, pages 165-178+doi:10.1080/08883675.2015.1051289+or+idaphane Y Evans

The discursive effects of the haiku-based SADLUPA poetry technique in palliative care

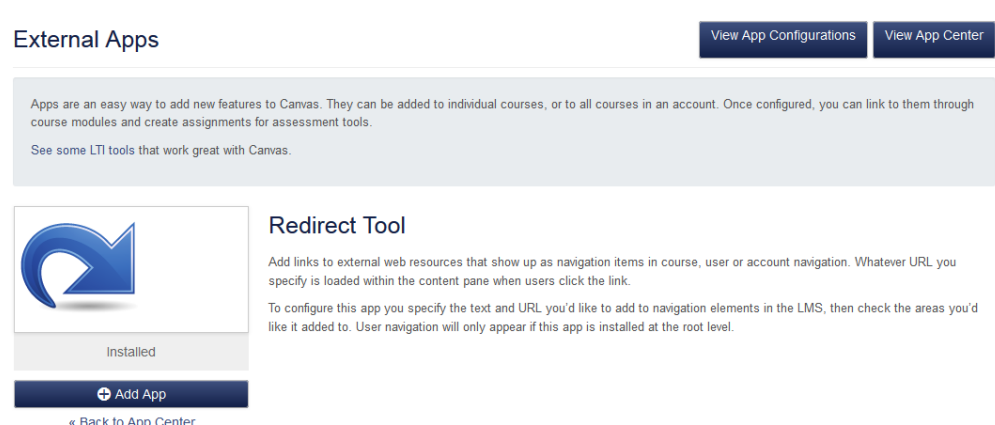
Volume 28, Issue 3, September 2015, pages 179-184+doi:10.1080/08883675.2015.1051289+or+Adriana Saterapia

Conquering stigma and quest for recovery—An analysis of Gamilia Linn Persson's The Tale of Myself, an autobiographical narrative poem on mental illness

Volume 28, Issue 3, September 2015, pages 195-205+doi:10.1080/08883675.2015.1051289+or+Lisa Bodil Karlsson

Website / Feed

Workflow, cont.



Once the LibGuide URL is generated, it is easily added via the Redirect Tool.

Using the installed Redirect Tool is easy, but can be confusing. Simply click on the Add App button once installed.

Name your navigational item.

Add App

Name

Redirect Tool - Canvas navigational item

URL Redirect

https://api libapps.com/widgets.php?site_id=589&widget_type=8&output_format=1&widget_embed_type=2&guide_id=516206&box_id=5494337&map_id=763782&content_url=0&config_id=144405733086

Force open in new tab (For External Links Only)

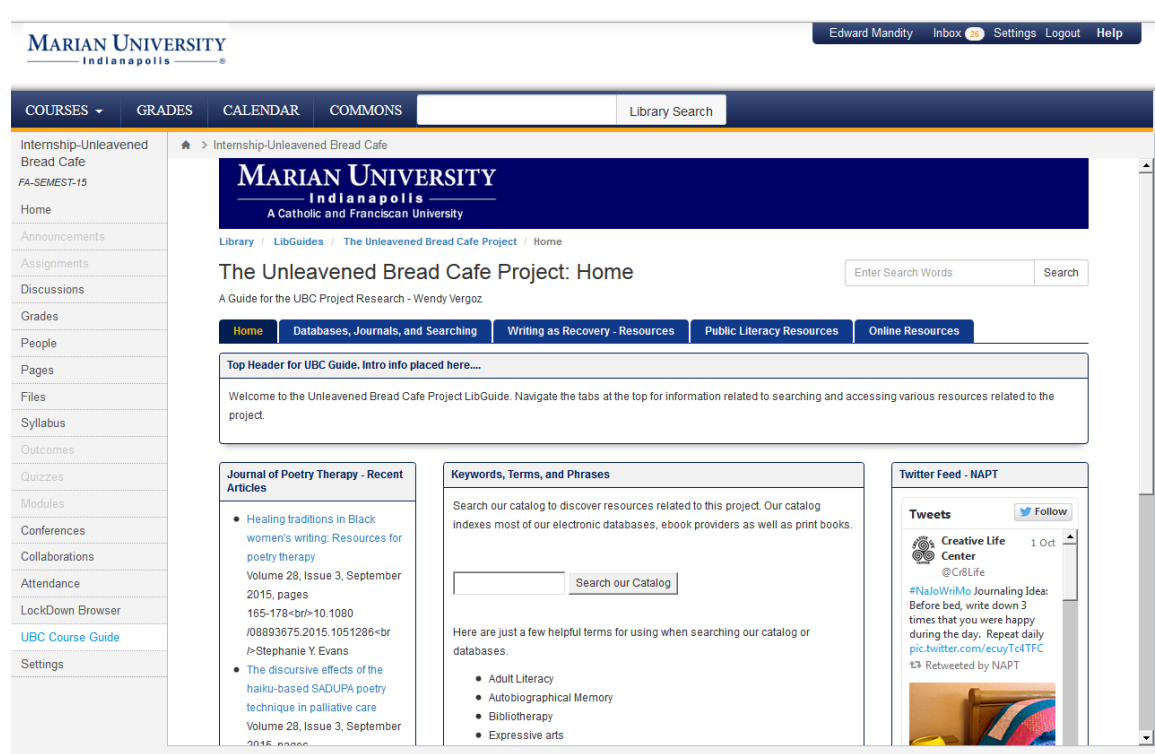
Show in Course Navigation

Show in Account Navigation

Show in User Navigation

Close

Add App



Once added, refresh the page and your navigational item will be displayed. Click settings to reorder navigational items.

Caveats to Consider

- Not everything that can be displayed in LibGuides can necessarily be displayed in Canvas. LibGuides does not process Javascript-based content.
- Content boxes with overly complicated scripts will display a blank page within the LMS.
- Proxied content. Content from items like Films on Demand will display certificate errors when attempting to access from within Canvas from an off-campus location.
- RSS feeds (proxied or unproxied) fail to display within Canvas.
- No Google Analytics for the top, horizontal search box (coming soon!)

Analytics: Google Analytics – Referring URLs

Source	Acquisition			Behavior			Conversions		
	Sessions	% New Sessions	New Users	Source Rate	Pages / Session	Avg. Session Duration	Goal Completions	Goal Conversion Rate	Goal Value
1. marian.instructure.com	68	91.18%	62	76.47%	1.59	00:01:00	0	0.00%	\$0.00

Embedded search box within Canvas

Source	Acquisition			Behavior			Conversions		
	Sessions	% New Sessions	New Users	Source Rate	Pages / Session	Avg. Session Duration	Goal Completions	Goal Conversion Rate	Goal Value
1. libguides.marian.edu	209	74.64%	156	24.88%	3.87	00:03:28	0	0.00%	\$0.00

Direct links from LibGuides – no Canvas

Source	Acquisition			Behavior			Conversions		
	Sessions	% New Sessions	New Users	Source Rate	Pages / Session	Avg. Session Duration	Goal Completions	Goal Conversion Rate	Goal Value
1. libguides.marian.edu	12	50.00%	6	50.00%	2.82	00:03:48	0	0.00%	\$0.00

Permalinks in LibGuides within Canvas

Source	Acquisition			Behavior			Conversions		
	Sessions	% New Sessions	New Users	Source Rate	Pages / Session	Avg. Session Duration	Goal Completions	Goal Conversion Rate	Goal Value
1. jpbk.org	62	69.51%	57	32.93%	3.70	00:05:09	0	0.00%	\$0.00

Searches from Embedded search in LibGuides (no canvas), top, and guide on the side tutorial.

Canvas Stats

ENG 101 D&F – 36 total views among 16 total students from 2 sections.

UBC Internship – 2 total views, among 2 students within the summer course.

Nursing 400 Research – 177 views, among 22 students from 2 sections.

Conclusions

Content can be linked directly from LibGuides within Canvas. Not only that, but data can be collected, though drilling down to the specific sources can be difficult using Google Analytics. More experimentation will be required, especially with a larger sample of faculty allowing us to use their online course spaces. But with the new addition of the LTI Tool, course integration of library resources looks very promising.

